

## Chapter 1

# Microbial Inoculants-Assisted Phytoremediation for Sustainable Soil Management

Elizabeth Temitope Alori and Oluyemisi Bolajoko Fawole

**Abstract** Agricultural soil pollution refers to its accumulation of heavy metals and related compounds which could be from natural or anthropogenic sources. This threatens food quality, food security, and environmental health. The traditional physico-chemical technologies soil washing used for soil remediation render the land useless as a medium for plant growth, as they remove all biological activities. Others are labor-intensive and have high maintenance cost. Phytoremediation, sustainable and cheaper in situ remediation techniques was therefore considered. However, plants do not have the capability to degrade many soil pollutants especially the organic pollutant. It is therefore imperative to take advantage of the degrading ability of soil microorganisms. This chapter therefore focuses on phytoremediation techniques augmented by microbial inoculants.

**Keywords** Inoculants • Microbes • Phytodegradation • Phytoremediation • Soil pollution • Soil management • Sustainable

### 1.1 Introduction

Pollution of agricultural soils refers to its accumulation of heavy metals and related compounds which could be from natural or anthropogenic sources. This threatens food quality, food security, and environmental health [1]. Soil pollution produces change in the diversity and abundance of biological soil populations [2]. This is critical because of the role of soil organisms in plant establishment and survival. Over-elimination of soil organisms can lead to problems with plant establishment and survival. Crops raised on polluted soil may contain harmful levels of pollutants that can be passed on to the animals and human that eat them [3]. Inhaling dust

---

Dr. Alori, B. Agric., M.Sc., Ph.D. (✉)  
Department of Crop and Soil Science, Landmark University, Omuaran, Kwara, Nigeria  
e-mail: aloritemitope@yahoo.com

Dr. Fawole, B.Sc. M.Sc., Ph.D.  
Department of Agronomy, University of Ilorin, Ilorin, Kwara, Nigeria  
e-mail: fawoleem@unilorin.edu.ng

© Springer International Publishing AG 2017  
© Elizabeth Alori et al. (eds.), *Phytoremediation*, DOI 10.1007/978-3-319-52381-1\_1

blown from polluted soil can be injurious to one that inhales it. More also, polluted soil cannot be used for commercial development, parks or recreation [4]. Soil pollutants alter plant physiology. It can cause cell membrane disruption, damage to photosynthetic apparatus, and can also alter the physical and chemical properties of the soil where plants are growing [5].

Cleaning of polluted soil may be very difficult because both soil pollutants and soil minerals carry small electric charges that cause each to bond with each other. It is well known that heavy metals cannot be chemically degraded and need to be physically removed or be immobilized [6]. Traditionally, remediation of heavy metal-contaminated soils is either on-site management or excavation, and subsequent disposal to a landfill site [7]. However, this method of disposal merely shifts the contamination problem elsewhere. Soil washing for removing contaminated soil is an alternative to excavation and disposal to landfill. This method is however costly and produces a residue rich in heavy metals, which will require further treatment or burial. Moreover, these physico-chemical technologies used for soil remediation render the land useless as a medium for plant growth, as they remove all biological activities. Other technologies such as vitrification, leaching, electrokinetics soil vapor extraction, thermal desorption, chemical processing, etc., are labor-intensive and have high maintenance cost [8, 9]. It is therefore imperative to develop a sustainable on-site technique for remediation of heavy metal contaminated sites.

For better soil management, an increase in use of biological potential is important. Phytoremediation is one of the sustainable and cheaper in situ remediation techniques to be considered. Phytoremediation is a novel green technology that uses specialized plants and associated soil microbes to remove, destroy, sequester, or reduce the concentrations or toxic effects of contaminant in polluted soil and water [4]. The plant root-colonizing microbes or the plants themselves absorb, accumulate, translocate, sequester, and detoxify toxic compounds to non-toxic metabolites. Five important approaches can be considered in the use of plants to clean up polluted soil. (1) Phytostabilization, a process in which pollutants are immobilized by plant activity resulting in attenuation of the wind and soil erosion and runoff processes into the ground water or air. (2) Hydraulic control, plants act like a pump, draws the groundwater up through their roots to keep it from moving. This reduces the movement of contaminated groundwater toward clean areas off-site. (3) Phytovolatilization involves use of plants to take up certain contaminants and then converts them into gaseous forms that vaporize into the atmosphere. (4) Phytofiltration refers to rhizofiltration where contaminants such as metals are precipitated within the rhizosphere. (5) Phytoextraction (Phytoaccumulation) which involves metal hyper-accumulating plants which can contain more than 1% of metals in harvestable tissues [10, 11] (Fig. 1.1).

However, plants do not have the capability to degrade many soil pollutants. It is therefore imperative to take advantage of the degrading ability of soil organisms. Organic toxins containing carbon such as the hydrocarbons found in gasoline and other fuels can only be broken down by microbial processes [12]. Symbiotic root




Fig. 1.1 Mechanisms of microbial-assisted phytoremediation

colonizing microorganism through metal sequestration increases metal tolerance in plants. The remediation by plant using the degrading ability of soil organisms is called phytodegradation. This helps us to understand integrated activity patterns between plants and microbes [13]. Some soil microbes such as the arbuscular mycorrhizal fungi (AMF) secrete glycoprotein called glomalin. This can form complexes with metals. Microbial organisms within the rhizosphere can take part in phytoremediation by protecting the plants from the toxic effect of the contaminants while the plants in return provide the microbial processes the boost they need to remove organic pollution from the soil more quickly. Plants excrete organic materials that serve as food for microbes thus playing a key role in determining the size and health of soil microbial population. Bioaugmentation enables an increase of biodegradation of contaminated sites by the introduction of single strains or assemblages of microorganisms with the desired catalytic capabilities [14]. Microbial assemblages are found to be efficient since each partner can accomplish different parts of the catabolic degradation [15]. In this chapter, our focus is mainly on phytoremediation augmented by microbial inoculants. We begin with the contribution of plants and microbial inoculants in phytoremediation process. Then the methods of inoculating plants with microbial inoculants, the various mechanisms used by the microbial inoculants to assist plant in remediation, and the limitations of microbial inoculants-assisted phytoremediation are summarized and discussed.

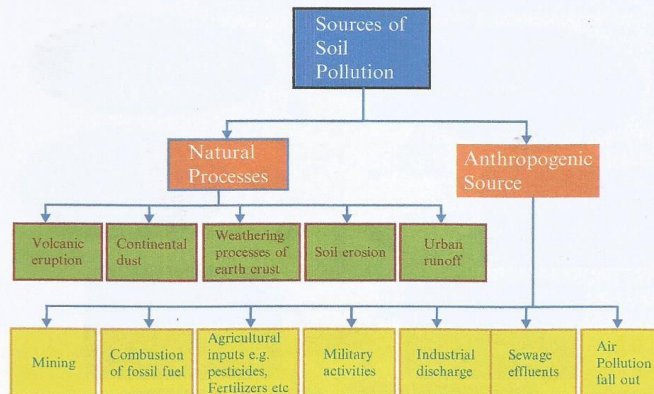


Fig. 1.2 Sources of soil pollutants

## 1.2 Sources of Soil Pollution

Soil pollutants get introduced to the soil from various sources ranging from natural (Lithogenic) to anthropogenic activities (Fig. 1.2). Heavy metals commonly get introduced via human activities that are related to energy and mineral consumption [5], while petroleum hydrocarbons usually come from accidental spills of petroleum-based products commonly used. Various industrial processes and anthropogenic activities in urban areas induce the release of metals and metalloids (MM) (toxic and genotoxic compounds) in natural environments.

Agricultural inputs such as chemical fertilizers, herbicides, and pesticides leaves the soil polluted with heavy metals [16]. According to Pietrzak and Uren [17], excessive use of fungicides and herbicides that are rich in heavy metal results in soil pollution. Copper for instance is used as a broad-spectrum bacterial and fungicidal agricultural pesticide and as fertilizer component because of its antimicrobial properties, but Cu is a common soil pollutant that persists in the soil providing a chronic, long-term stress on the soil microbial community [18]. Industrial activities such as chemical works, service stations, metal fabrication shops, paper mills, tanneries, textile plants, waste disposal sites, and intensive agriculture equally brings about the appearance of serious environmental problems such as soil pollution [19]. Indiscriminate waste disposal practices have led to significant build upon a wide range of metal(loid)s, such as arsenic (As), cadmium (Cd), chromium (Cr), copper (Cu), mercury (Hg), lead (Pb), selenium (Se), and zinc (Zn) in soils [20]. Kierczak et al. [21] found that soils in the areas around historic smelters are highly polluted

with metal(loids)s (up to 4000 mg/kg Cu, 1500 mg/kg Zn, 300 mg/kg As, and 200 mg/kg Pb). Fossil fuel combustion is another source of soil pollution reported by Krgović et al. [22]. Vehicle emissions, industrial processes, or waste incineration plants were revealed to introduce some pollutant such as heavy to what should have been valuable soil [23]. Soil pollutants could originate from the mining and smelting of metal ores [24], runoff of urban soils, fertilizer application, or effluents discharged [25].

### 1.3 Contributions of Plants and Microbial Inoculants in Phytoremediation

Microbial-assisted phytoextraction optimizes the synergistic effect of plants and microorganisms and has been used for the cleaning-up of soils contaminated by metals [2].

Plant translocates and sequesters pollutants such as heavy metals while microbes degrade organic contaminants. Plants can store many contaminants in biomass that can later be harvested, while microbial assemblages can also convert contaminants such as heavy metals to stable and/or less toxic form. They can facilitate the uptake of pollutants such as heavy metals by plant roots. Microorganisms that reside on or within aerial plants tissue can help to stabilize and/or transform contaminants that have been translated which may limit the extent of volatilization [13]. Plant root exudates such as enzymes, amino acids, aromatics, simple sugars, and aliphatics stimulate the growth of root-associated microorganisms; on the other hand, microbes can reduce the phytotoxicity of the contaminants in the soil or augments the capacity of the plant to degrade contaminant [3]. Ability of plant root to extend deeper into soil, allowing access to water and air and therefore changing the concentration of carbon dioxide, the pH, osmotic potential, redox potential, oxygen concentration, and moisture content of the soil, could lead to an environment that will better able to support high micro-biomass [26]. This enhanced trace element uptake by plants can be ascribed to an increase in root absorption ability and/or to an enhancement of trace metal bioavailability in the rhizosphere, mediated by microorganisms.

Plants can increase biodegradation through the transfer of oxygen to the rhizosphere and the release of soluble exudates that provide nutrient sources for microorganisms [27]. Thus, plants enhance microbial growth and hence the associated contaminant-degradation processes. Microorganism contribution in immobilizing elements or facilitating plant absorption plants may significantly contribute to MM removal through uptake in biomass [28]. Microbial assemblages improve plant health and growth, suppress disease-causing microbes, and increase nutrient availability and assimilation [29].

#### 1.4 Methods of Inoculating Plants with Microbial Inoculants

Plants to be used as phytoremediator to clean polluted soils could be inoculated with microbial assemblages via quite a number of techniques. These methods could include: (1) Seed inoculation, (2) Soaking plant roots with microbial suspension, when the root of ryegrass was soaked with a suspension of an endophytic *Massilia* sp. (Pn2) the same was found to have been translocated to the plant shoots [30]. (3) Painting plant leaves with microbial suspension [31–33]. Afzal et al. [34] discovered the cells of *Burkholderia phytofirmans* PsJN in the internal tissue of the shoot and root when the plant was inoculated via leaf painting. Root colonization strategy was found to be the optimal colonization method for circumventing the risk of plant organic contamination [32].

#### 1.5 Types of Soil Pollutants

Soil pollutant could be organic or inorganic present in the hydrosoluble fraction (complexed, adsorbed onto particles or dissolved). The most common inorganic contaminants are heavy metals and mineral oils such as Cd, Cr, Pb, Cu, Hg, Ni, Se, As, and Zn [35]. Industrial effluents release organic pollutants like hydrocarbons, polycyclic aromatic hydrocarbons, and anionic detergent. Other soil pollutants include plant organic materials, petroleum hydrocarbons, and organochlorines [36]. Table 1.1 reveals some examples of soil pollutants that could be removed from soil via a microbial-assisted phytoremediation technique.

#### 1.6 Mechanisms of Microbial Inoculants in Phytoremediation of Polluted Soil

Microbial inoculants can improve pollutant removal through various mechanisms. Some has the potential to produce metal chelating siderophores, which could improve metal bioavailability [37]. Moreover, they produce biosurfactants (rhamnolipids) that can enhance the solubility of poor water-soluble organic compounds and the mobility of heavy metals [38]. Formation of biofilm is another mechanism by which microbial inoculants assist plants in remediation of polluted soils [39]. In addition, these microbes can transform metals into bioavailable and soluble forms through the action of organic acids, biomethylation, and redox processes [39]. Diverse soil microbes have the ability to secrete plant hormones such as indole-3-acetic acid (IAA), cytokinins, gibberellins (GAs), and certain volatiles which promote plant growth by altering root architecture [16]. The microbial plant growth stimulatory actions result from the manipulation of the complex and balanced network of plant hormones that directly are responsible for growth and root formation. For example, IAA produced by soil microbes has been demonstrated to enhance

Table 1.1 Some examples of soil pollutants that could be removed from soil via microbial-assisted phytoremediation technique

Plant	Microorganism	Pollutants	References
<i>Helianthus annuus</i>	<i>Micrococcus</i> sp. MU1 and <i>Klebsiella</i> sp. BAM1	Cd	Prapagdee et al. [50]
<i>Polygonum pubescens</i>	<i>Enterobacter</i> sp. JYX7 and <i>Klebsiella</i> sp. JYX10	Cd	Jing et al. [51]
<i>Zea mays</i> L.	<i>Azotobacter chroococcum</i> and <i>Rhizobium leguminosarum</i>	Pb	Hadi and Bano [52]
<i>Solanum melongena</i>	<i>Pseudomonas</i> sp.	NaCl	Fu et al. [53]
<i>Vigna unguiculata</i>	<i>Scutelospora reticulata</i> , <i>Glomus phaseous</i>	Al, Mn	Alori and Fawole [2]
<i>Solanum nigrum</i>	<i>Pseudomonas</i> sp. LK9	Cd	Chen et al. [54]
<i>Brassica napus</i>	<i>Pantoea agglomerans</i> Jp3-3, and <i>Pseudomonas thivervalensis</i> Y1-3-9	Cu	Zhang et al. [55]
<i>Brassica juncea</i>	<i>Paenibacillus macerans</i> NBRFT5, <i>Bacillus endophyticus</i> NBRFT4, <i>B. pumilus</i> NBRFT9	Cu	Tiwari et al. [56]
<i>Solidago multiflorum</i>	<i>Staphylococcus</i> sp. strain BJ06	Pyrene	Sun et al. [57]
<i>Brassica oxyrrhina</i>	<i>Pseudomonas</i> sp. SRI2, <i>Psychrobacter</i> sp. SRS8 and <i>Bacillus</i> sp. SN9	Ni	Ma et al. [58]
<i>Brassica napus</i>	<i>Acinetobacter</i> sp. Q2BJ2 and <i>Bacillus</i> sp. Q2BG1	Pb	Zhang et al. [55]
<i>Composita striatus</i>	<i>Rhodococcus erythropolis</i> ET54b <i>Sphingomonas</i> sp. D4	Hexachlorocyclohexane (HCH)-	Becerra-Castro et al. [59]
<i>Cladanthium intybus</i>	<i>Rhizophagus irregularis</i>	Diesel	Driai et al. [60]
<i>Medicago sativa</i>	<i>Pseudomonas aeruginosa</i>	(Cu, Pb and Zn and petroleum hydrocarbons)	Agnello et al. [35]

(continued)

Table 1.1 (continued)

Plant	Microorganism	Pollutants	References
<i>Orychophragmus violaceus</i>	<i>Bacillus subtilis</i> , <i>B. cereus</i> , <i>B. megaterium</i> , and <i>Pseudomonas aeruginosa</i>	Cd	Liang et al. [61]
<i>Cytisustriatius</i> (Hill) Rothm	<i>Rhodococcus erythropolis</i> E T 54b and <i>Sphingomonas</i> sp. D4		Becerra-Castro et al. [62]
<i>Arabidopsis thaliana</i>	<i>Achromobacter xylooxidans</i>	Phenolic	Ho et al. [63]
<i>Solanum lycopersicum</i>	<i>Penicillium janthinellum</i> LK5	Al	Khan et al. [64]
<i>Brassica napus</i>	<i>Rahnella</i> sp. JN6	Cd	He et al. [65]
<i>Triticum aestivum</i>	<i>Pseudomonas putida</i> KT2440	Cd, Hg, Ag	Yong et al. [66]
<i>Brassica juncea</i>	<i>Bacillus subtilis</i> SJ-101	Ni	Zaidi et al. [67]
<i>Sedum plumbizincicola</i>	<i>Bacillus pumilus</i> E2S2 and <i>Bacillus</i> sp. E1S2	Cd	Ma et al. [68]
<i>Brassica napus</i>	<i>Pseudomonas fluorescens</i> G10 and <i>Microbacterium</i> sp. G16	Pb	Sheng et al. [69]
<i>Trifolium repens</i>	Arbuscular mycorrhizal fungi and <i>Bacillus cereus</i>	Heavy metals	Azcón et al. [70]
<i>Iris pseudacorus</i>	Arbuscular mycorrhiza fungi	Pb, Fe, Zn, and Cd	Węzowicz et al. [71]
<i>Brassica juncea</i>	<i>Rhizobium leguminosarum</i>	Zn	Adediran et al. [72]
<i>Rahnella</i> sp.	<i>Amaranthus hypochondriacus</i> , <i>A. Mangostanus</i> and <i>S. nigrum</i>	Cd	Yuan et al. [73]
<i>Brassica juncea</i>	<i>Staphylococcus arlettae</i> NBRIEAG-6	As	Srivastava et al. [74]
<i>Orychophragmus violaceus</i>	<i>Bacillus subtilis</i> , <i>B. cereus</i> , <i>Flavobacterium</i> sp. and <i>Pseudomonas aeruginosa</i> (Zhang et al. [55])	Zn	He et al. [75]
<i>Lupinus luteus</i>	<i>Burkholderia cepacia</i> VM1468	Ni and trichloroethylene (TCE)	Weyens et al. [76]
<i>Atus firma</i>	<i>Bacillus thuringiensis</i> GDB-1	As	Babu et al. [77]



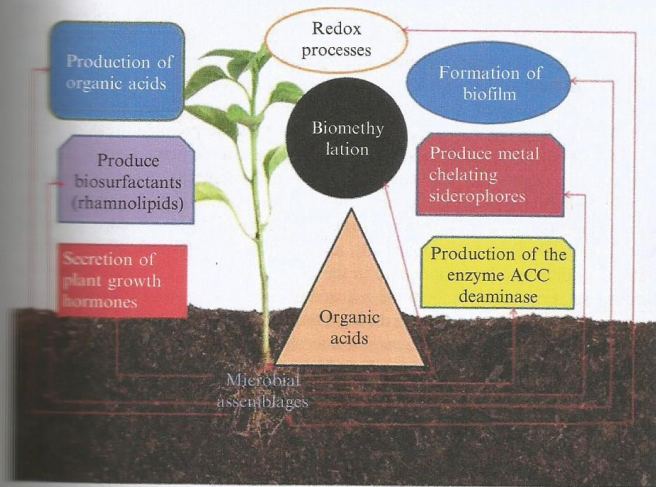


Fig. 1.3 Strategies of phytoremediation through microbial assemblages

plant proliferation [40]. In addition, soil microbes possess growth-promoting traits, including phosphorus solubilization, nitrogen fixation, iron sequestration, and phytohormone, which improve plant growth and increase plant biomass [39].

In addition to degrading soil pollutants, microbial assemblages also partake in phytoremediation by producing hormones, fixing atmospheric nitrogen, or solubilizing P [41]. One of the most important mechanisms by which microbial assemblages respond to stress conditions such as from soil pollutants is by increasing ethylene levels that result in an increase in cell and plant damage [42]. Many microbes that augment phytoremediation destroy a precursor of the ethylene (1-aminocyclopropane-1-carboxylate (ACC)) that by producing the enzyme ACC deaminase, that in turn facilitates plant growth and development by decreasing plant ethylene levels [39]. Figure 1.3 depicts strategies of phytoremediation through microbial assemblages.

### 11.7 Challenges of Microbial Inoculants-Assisted Phytoremediation

The success of microbial inoculation-assisted phytoremediation encounters some setbacks due to the following reasons: (1) The number of degrading microbes available regarding the pollutant to be degraded may be low or non-detectable, (2).

The physical and chemical properties of pollutants. The various types of soil pollutants vary in their mobility, solubility, degradability, and bioavailability. These properties play very important role in the removal of the pollutants from the soil. Pollutant or mixtures of pollutants sometimes require several metabolic pathways operates simultaneously with sometimes metabolic intermediates whose toxicity toward indigenous microbes may be high, and (3) Some polluted areas requiring long microbial adaptation period of time justifying soil bioaugmentation [14, 43]. Other abiotic factors that also affect the success of microbial inoculation-assisted phytoremediation include; temperature, aeration, soil pH, cation exchange capacity (CEC), soil organic matter content, sorptive capacity of soil, and redox potential. According to Diels and Lookman [44], microbial inoculation-assisted phytoremediation is influenced by temperature in the range 5–30 °C. It therefore means that the success of microbial inoculation-assisted phytoremediation will depend largely on season as this will be ineffective during winter in temperate countries. Grundmann et al. [45] reported that the efficiency of microbial inoculation-assisted phytoremediation depends on pH in the range 5–8. Many metal cations like Cd, Cu, Hg, Pb, and Zn are reported to be more soluble and available in the soil solution at low pH (below 5.5) [46]. However, Phytoremediation of atrazine by two microbial consortia was seriously affected by pH and soil organic matter content. At pH 6.1 only one consortium degraded atrazine but at pH >7 atrazine was effectively degraded by the consortia, the microbial inoculants were ineffective at pH 5.7 because of their interaction with organic matter [47]. pH for the degradation of phenol and TCE was observed to vary from 6.7 to 10 depending on whether the microbial inoculant cells are free or immobilized [48]. As revealed by Bhargava et al. [46] higher CEC of soil permits greater sorption and immobilization of the metals. Depending on contaminant characteristics, different microbial-assisted phytoremediation mechanisms require different final electron acceptors. For example because of the highly reduced state of petroleum hydrocarbons, the preferred and most thermodynamically relevant terminal electron acceptor for microbial process is O<sub>2</sub> while the degradation of chlorinated solvents, depending on the degree of halogenation, is different from that of petroleum hydrocarbons and other oxidized chemicals, and the preferred redox condition is anaerobiosis [44].

### 1.8 Characteristics to Consider in the Choice of a Plant for Microbial-Assisted Phytoremediation

A key aspect in biological remediation methods is the selection of appropriate plant–bacteria partnerships for the remediation of polluted soils [3]. Some of plant properties to be considered include: exceptional contaminant tolerance, ability to quickly grow on degraded land, and rapid biomass production. For instance alfalfa (*Medicago sativa* L.) that is often used in phytoremediation of contaminated soil is a fast growing species. Another critical characteristic to be considered is the

composition of plant-recruited microbial communities. Plants that develop extensive root system favor the establishment of rhizosphere microorganisms. Plants ideal for phytoremediation should possess the ability to grow outside their area of collection, to produce high biomass, easy harvesting and accumulation of a range of heavy metals in their harvestable parts [49]. Poplar and willow possess deep root systems, produce great biomass, can be grown in a wide range of climatic conditions and these explain why they are effective phytoremediator of polluted soil [46].

### 3.9 Conclusions

Soil pollutant could be organic or inorganic present in the hydrosoluble fraction adsorbed onto particles or dissolved. Microbial-assisted phytoremediation remove, destroy, sequester, or reduce the concentrations or toxic effects of contaminant in polluted soils. Production of siderophores, biosurfactants, formation of biofilms, organic acids production, biomethylation, and redox processes and plant growth hormones stimulation are mechanisms employed by microbial inoculants in phytoremediation. The number of available degrading microbes and the physical and chemical properties of pollutants determine the success of microbial inoculants-assisted phytoremediation. Exceptional contaminant tolerance, ability to quickly grow on degraded land, ability to grow outside their area of collection, and rapid biomass production are important plant characteristics to be considered in the choice of plant for phytoremediation.

### References

1. Wu Q, Liang JYS, Geng X, Chen S, Huang X, Li H, Huang Z, Zhu L, Chen J, Lu Y (2015) Heavy metal contamination of soil and water in the vicinity of an abandoned e-waste recycling site: implications for dissemination of heavy metals. *Sci Total Environ* 506–507:217–225
2. Aloni E, Fawole O (2012) Phytoremediation of soils contaminated with aluminium and manganese by two arbuscular mycorrhizal fungi. *J Agric Sci* 4:246–252. doi:10.5539/jas.v4n8p246
3. Aloni E, Afzal M, Iqbal S, Khan QM (2013) Plant-bacteria partnerships for the remediation of hydrocarbon contaminated soils. *Chemosphere* 90:1317–1332. doi:10.1016/j.chemosphere.2012.06.045
4. Aloni ET (2015) Phytoremediation using microbial communities: II. In: Ansari AA et al (eds) *Phytoremediation: management of environmental contaminants*. Springer International, Switzerland, pp 183–190
5. Adriano-Probst A (2011) Trace elements in soils and plants, 4th edn. CRC, LLC, Boca Raton, FL
6. Stowitschek PM (1994) Vapor abatement costs analysis methodology for calculating life cycle costs for hydrocarbon vapour extracted during soil venting. In: Wise DL, Trantolo DJ (eds) *Remediation of hazardous waste*. Marcel Dekker, New York, pp 779–790
7. Pinner R. (1994) Environmental restoration technologies. EMLAA yearbook, pp 169–171
8. Dhan LK, Truong P, Mammucari R, Tran T, Foster N (2009) Vetiver grass, *Vetiveria zizanioides*, a rhizomatous plant for phytoremediation of heavy metals and organic wastes. *Int J Phytoremediat* 11:684–691. doi:10.1080/15226510902787302

9. Haque N, Peralta-Videa JR, Jones GL, Gill TE, Gardea-Torresdey JL (2008) Screening the phytoremediation potential of desert broom (*Baccharis sarothroides* Gray) growing on mine tailings in Arizona, USA. *Environ Pollut* 153:362–368. doi:10.1016/j.envpol.2007.08.024
10. Krämer U (2010) Metal hyperaccumulation in plants. *Annu Rev Plant Biol* 61:517–534. doi:10.1146/annurev-arplant-042809-112156
11. Mokgalaka-Matlala NS, Regnier TC, Combrinck S, Weiersbye IM (2010) Selection of tree species as assets for mine phytoremediation using the genus *Rhus* (Anacardiaceae) as a model. In: Fourie AB, Tibbett M (eds) 5th International Conference on Mine Closure Australian Centre for Geomechanics, Perth, Western Australia, pp 343–350
12. Adesodun JK, Atayese MO, Agbaje TA, Osadiaye BA, Mafe OF, Soretire AA (2010) Phytoremediation potentials of sunflowers (*Tithonia diversifolia* and *Helianthus annuus*) for metals in soils contaminated with zinc and lead nitrates. *Water Air Soil Pollut* 207:195–201. doi:10.1007/s 11270-009-0128-3
13. Bell TH, Joly S, Pitre FE, Yergeau E (2014) Increasing phytoremediation efficiency and reliability using novel omics approaches. *Trends Biotechnol* 32:271–280. doi:10.1016/j.tibtech.2014.02.008
14. Lebeau T (2011) Bioaugmentation for in situ soil remediation: how to ensure the success of such a process. In: Singh A et al (eds) Bioaugmentation, biostimulation and biocontrol. Springer, Berlin, pp 129–186
15. Rahman KS, Rahman T, Lakshmanaperumalsamy P, Banat IM (2002) Occurrence of crude oil degrading bacteria in gasoline and diesel station soils. *J Basic Microbiol* 42:284–291
16. Pérez-Montano F, Alfás-Villegas C, Bellogín RA, del Cerro P, Espuny MR, Jiménez-Guerrero I, López-Baena FJ, Ollero FJ, Cubo T (2014) Plant growth promotion in cereal and leguminous agricultural important plants: from microorganism capacities to crop production. *Microbiol Res* 169:325–336
17. Pietrzak U, Uren N (2011) Remedial options for copper-contaminated vineyard soils. *Soil Res* 49:44–55
18. Seiler C, Berendonk TU (2012) Heavy metal driven co-selection of antibiotic resistance in soil and water bodies impacted by agriculture and aquaculture. *Front Microbiol* 3:399
19. Albanese S, De Vivo B, Lima A, Cicchella D, Civitillo D, Cosenza A (2010) Geochemical baselines and risk assessment of the Bagnoli brownfield site coastal sea sediments (Naples, Italy). *J Geochem Explor* 105:19–33. doi:10.1016/j.gexplo.2010.01.007
20. Bolan N, Kunhikrishnan A, Thangarajan R, Kumpiene J, Park J, Makino T, Kirkham MB, Scheckel K (2014) Remediation of heavy metal(loid)s contaminated soils—to mobilize or to immobilize? *J Hazard Mater* 266:141–166. doi:10.1016/j.jhazmat.2013.12.018
21. Kierczak J, Potysz A, Pietranik A, Tyszka R, Modelska M, Neel C, Ettler V, Mihaljevi CM (2013) Environmental impact of the historical Cu smelting in the Rudawy Janowickie mountains (south-western Poland). *J Geochem Explor* 124:183–194. doi:10.1016/j.gexplo.2012.09.008
22. Krgović R, Trifković J, Milojković-Opsenica D, Manojlović D, Marković M, Mutić J (2015) Phytoextraction of metals by *Erigeron canadensis* L. from fly ash landfill of power plant “Kolubara”. In: Maestri E (ed) Environmental science and pollution research. Springer, Berlin
23. Guittonny-Philippe A, Masotti V, Claeys-Bruno M, Malleret L, Coulomb B, Prudent P, Höhener P, Petit M-É, Sergent M, Laffont-Schwob I (2015) Impact of organic pollutants on metal and As uptake by helophyte species and consequences for constructed wetlands design and management. *Water Res* 68:328–341. doi:10.1016/j.watres.2014.10.014
24. Ettler V (2015) Soil contamination near non-ferrous metal smelters: a review. *Appl Geochem* 64:56–74. doi:10.1016/j.apgeochem.2015.09.020
25. Harguinteguy CA, Pignata ML, Fernández-Cirelli A (2015) Nickel, lead and zinc accumulation and performance in relation to their use in phytoremediation of macrophytes *Myriophyllum aquaticum* and *Egeria densa*. *Ecol Eng* 82:512–516. doi:10.1016/j.ecoleng.2015.05.039
26. Lin X, Li P, Li F, Zhang L, Zhou Q (2008) Evaluation of plant microorganism synergy for the remediation of diesel fuel. *Contam Soil Bull Environ Contam Toxicol* 81:19–24

- Robinson B, Fernández JE, Madejón P, Marañón T, Murillo JM, Green S, Clothier B (2003) Phytoremediation: an assessment of biogeochemical and economic viability. *Plant Soil* 249: 117–125
- Guattony-Philippe A, Masotti V, Höhener P, Boudenne JL, Viglione J, Laffont-Schwob I (2014) Constructed wetlands to reduce metal pollution from industrial catchments in aquatic Mediterranean ecosystems: a review to overcome obstacles and suggest potential solutions. *Environ Int* 64:1–16. doi:10.1016/j.envint.2013.11.016
- Babalola OO (2010) Beneficial bacteria of agricultural importance. *Biotechnol Lett* 32:1559–1570. doi:10.1007/s10529-010-0347-0
- Liu L, Liu S, Sun K, Sheng YH, Gu YJ, Gao YZ (2014) Colonization on root surface by a phenanthrene-degrading endophytic bacterium and its application for reducing plant phenanthrene contamination. *PLoS One* 9:e108249
- Aziz M, Yousaf S, Reichenauer TG, Kuffner M, Sessitsch A (2011) Soil type affects plant colonization, activity and catabolic gene expression of inoculated bacterial strains during phytoremediation of diesel. *J Hazard Mater* 186:1568–1575. doi:10.1016/j.jhazmat.2010.12.040
- Sun K, Liu J, Gao Y, Sheng Y, Kang F, Waigi MG (2015) Inoculating plants with the endophytic bacterium *Pseudomonas* sp. Ph6-gfp to reduce phenanthrene contamination. *Environ Sci Pollut Res* 22(24):19529–19537. doi:10.1007/s11356-015-5128-9
- Zhu X, Ni X, Liu J, Gao YZ (2014) Application of endophytic bacteria to reduce persistent organic pollutants contamination in plants. *CLEAN. Soil Air Water* 42:306–310
- Aziz M, Khan S, Iqbal S, Mirza MS, Khan QM (2013) Inoculation method affects colonization and activity of *Burkholderia phytofirmans* PsJN during phytoremediation of diesel-contaminated soil. *Int J Biodeter Biodegrad* 85:331–336. doi:10.1016/j.ibiod.2013.08.022
- Agneño AC, Bagard M, van Hullebusch ED, Esposito G, Huguenot D (2016) Comparative bioremediation of heavy metals and petroleum hydrocarbons co-contaminated soil by natural attenuation, phytoremediation, bioaugmentation and bioaugmentation-assisted phytoremediation. *Sci Total Environ* 563–564:693–703. doi:10.1016/j.scitotenv.2015.10.061
- Shah YY, Yang H (2013) Bioaccumulation and degradation of pentachloronitrobenzene in *Medicago sativa*. *J Environ Manage* 119:143–150
- Vacca P, Imperi F, Lamont IL (2007) Pyoverdine siderophores: from biogenesis to biosignificance. *Trends Microbiol* 15:22–30
- Zhang X, Xu D, Zhu C, Lundaa T, Scherr KE (2012) Isolation and identification of biosurfactant-producing and crude oil degrading *Pseudomonas aeruginosa* strains. *Chem Eng* 1209:138–146
- Ullah A, Heng S, Munis MFH, Fahad S, Yang X (2015) Phytoremediation of heavy metals assisted by plant growth promoting (PGP) bacteria: a review. *Environ Exp Bot* 117:28–40. doi:10.1016/j.envexpbot.2015.05.001
- Alshaiq A, Tahir S, Arshad M, Zahir ZA (2004) non-rhizosphere soils. *Aust J Soil Res* 42: 421–426
- Denton B (2007) Advances in phytoremediation of heavy metals using plant growth promoting bacteria and fungi. *MMG* 445. *Basic Biotechnol* 3:1–5
- Angneso CT, Hansen M, Kieber J (2007) Regulation of ethylene biosynthesis. *J Plant Growth Regul* 26:92–105. doi:10.1007/s00344-007-0013-5
- Stępniewska Z, Kuźniar A (2013) Endophytic microorganisms—promising applications in bioremediation of greenhouse gases. *Appl Microbiol Biotechnol* 97:9589–9596. doi:10.1007/s00253-013-5235-9
- Chen L, Lockman R (2007) Microbial systems for in-situ soil and groundwater remediation conference information. In: Marmiroli N, Samotokin B (eds) *Advanced science and technology for biological decontamination of sites affected by chemical and radiological nuclear agents, earth and environmental sciences*. Springer, Berlin, pp 61–77
- Günoldmann S, Fuß R, Schmid M, Laschinger M, Ruth B, Schulin R, Munch JC, Reiner SR (2007) Application of microbial hot spots enhances pesticide degradation in soils. *Chemosphere* 68:511–517. doi:10.1016/j.chemosphere.2006.12.065

46. Bhargava A, Carmona FF, Bhargava M, Srivastava S (2012) Approaches for enhanced phytoextraction of heavy metals. *J Environ Manage* 105:103–120. doi:10.1016/j.jenvman.2012.04.002
47. Goux S, Shapir N, El Fantroussi S, Lelong S, Agathos SN, Pussemier L (2003) Long term maintenance of rapid atrazine degradation in soils inoculated with atrazine degraders. *Water Air Soil Pollut Focus* 3:131–142. doi:10.1023/A:1023998222016
48. Chen YM, Lin TF, Huang C, Lin JC, Hsieh FM (2007) Degradation of phenol and TCE using suspended and chitosan-bead immobilized *Pseudomonas putida*. *J Hazard Mater* 148:660–670. doi:10.1016/j.jhazmat.2007.03.030
49. Seth CS (2012) A review on mechanisms of plant tolerance and role of transgenic plants in environmental clean-up. *Bot Rev* 78:32–62. doi:10.1007/s12229-011-9092-x
50. Prapagdee B, Chanprasert M, Mongkolsuk S (2013) Bioaugmentation with cadmium-resistant plant growth-promoting rhizobacteria to assist cadmium phytoextraction by *Helianthus annuus*. *Chemosphere* 92:659–666
51. Jing YX, Yan JL, He HD, Yang DJ, Xiao L, Zhong T, Yuan M, Cai XD, Li SB (2014) Characterization of bacteria in the rhizosphere soils of *Polygonum pubescens* and their potential in promoting growth and Cd Pb Zn uptake by *Brassica napus*. *Int J Phytoremediat* 16:321–333. doi:10.1080/15226514.2013.773283
52. Hadi F, Bano A (2010) Effect of diazotrophs (*Rhizobium* and *Azobactor*) on growth of maize (*Zea mays* L.) and accumulation of lead (Pb) in different plant parts. *Pak J Bot* 42:4363–4370
53. Fu Q, Liu C, Ding N, Lin Y, Guo B (2010) Ameliorative effects of inoculation with the plant growth-promoting rhizobacterium *Pseudomonas* sp. DW1 on growth of eggplant (*Solanum melongena* L.) seedlings under salt stress. *Agric Water Manage* 97:1994–2000. doi:10.1016/j.agwat.2010.02.003
54. Chen L, Luo S, Li X, Wan Y, Chen J, Liu C (2014) Interaction of Cd hyperaccumulator *Solanum nigrum* L. and functional endophyte *Pseudomonas* sp. Lk9 on soil heavy metals uptake. *Soil Biol Biochem* 68:300–308. doi:10.1016/j.soilbio.2013.10.021
55. Zhang Y, He L, Chen Z, Wang Q, Qian M, Sheng X (2011) Characterization of ACC deaminase-producing endophytic bacteria isolated from copper-tolerant plants and their potential in promoting the growth and copper accumulation of *Brassica napus*. *Chemosphere* 83:57–62
56. Tiwari S, Singh SN, Garg SK (2012) Stimulated phytoextraction of metals from flyash by microbial interventions. *Environ Technol* 33:2405–2413
57. Sun K, Liu J, Jin L, Gao YZ (2014) Utilizing pyrene-degrading endophytic bacteria to reduce the risk of plant pyrene contamination. *Plant Soil* 374:251–262
58. Ma Y, Rajkumar M, Luo Y, Freitas H (2011) Inoculation of endophytic bacteria on host and non-host plants—effects on plant growth and Ni uptake. *J Hazard Mater* 195:230–237
59. Becerra-Castro C, Kidd PS, Rodríguez-Garrido B, Monterroso C, Santos-Ucha P, Prieto-Fernández A (2013) Phytoremediation of hexachlorocyclohexane (HCH)-contaminated soils using *Cytisus striatus* and bacterial inoculants in soils with distinct organic matter content. *Environ Pollut* 178:202–210. doi:10.1016/j.envpol.2013.03.027
60. Driai S, Verdin A, Laruelle F, Beddiar A, Lounès-Hadj SA (2015) Is the arbuscular mycorrhizal fungus *Rhizophagus irregularis* able to fulfil its life cycle in the presence of diesel pollution? *Int Biodeter Biodegrad* 105:58–65. doi:10.1016/j.ibiod.2015.08.012
61. Liang X, He CQ, Ni G, Tang GE, Chen XP, Lei YR (2014) Growth and Cd accumulation of *Orychophragmus violaceus* as affected by inoculation of Cd tolerant bacterial strains. *Pedosphere* 24:322–329
62. Becerra-Castro C, Prieto-Fernández A, Kidd PS, Weyens N, Rodríguez-Garrido B, Touceda-González M, Acea MJ, Vangronsveld J (2013) Improving performance of *Cytisus striatus* on substrates contaminated with hexachlorocyclohexane (HCH) isomers using bacterial inoculants: developing a phytoremediation strategy. *Plant Soil* 362:247–260. doi:10.1016/j.envpol.2013.03.027
63. Ho Y-N, Mathew DC, Hsiao S-C, Shih C-H, Chien M-F, Chiang H-M, Huang C-C (2012) Selection and application of endophytic bacterium *Achromobacter xylosoxidans* strain F3B for

- improving phytoremediation of phenolic pollutants. *J Hazard Mater* 219–220:43–49. doi:10.1016/j.jhazmat.2012.03.035
- Wang M, Wang M, Hussain J, Al-Harrasi A, Hamayun M, Lee I-J (2015) Phytohormones mediated endophytic fungal symbiosis improve aluminum phytoextraction in tolerant *Solanum tuberosum*: an examples of *Penicillium janthinellum* LK5 and comparison with exogenous phytohormones. *J Hazard Mater* 295:70–78. doi:10.1016/j.jhazmat.2015.04.008
- Wang H, Ye Z, Yang D, Yan J, Xiao L, Zhong T, Yuan M, Cai X, Fang Z, Jing Y (2013) Characterization of endophytic *Rahnella* sp. JN6 from *Polygonum pubescens* and its potential promoting growth and Cd Pb, Zn uptake by *Brassica napus*. *Chemosphere* 90:1960–1965. doi:10.1016/j.chemosphere.2012.10.057
- Wang X, Chen Y, Liu W, Xu L, Zhou J, Wang S, Chen P, Ouyang P, Zheng T (2014) Enhanced cadmium resistance and accumulation in *Pseudomonas putida* KT2440 expressing the phytochelatin synthase gene of *Schizosaccharomyces pombe*. *Lett Appl Microbiol* 58:255–261
- Wazir S, Durrani S, Singh BR, Musarrat J (2006) Significance of *Bacillus subtilis* SJ-101 as a bioinoculant for concurrent plant growth promotion and nickel accumulation in *Brassica juncea*. *Chemosphere* 64:991–997
- Wazir S, Durrani S, Nai F, Rajkumar M, Luo Y, Rocha I, Freitas H (2015) The hyperaccumulator *Solanum plumbizincicola* harbors metal-resistant endophytic bacteria that improve its phytoextraction capacity in multi-metal contaminated soil. *J Environ Manage* 156:62–69. doi:10.1016/j.jenvman.2015.03.024
- Wang XE, Xia JJ, Jiang CY, He LY, Qian M (2008) Characterization of heavy metal-resistant endophytic bacteria from rape *Brassica napus* roots and their potential in promoting the growth and lead accumulation of rape. *Environ Pollut* 156:1164–1170
- Wazir S, Medina A, Roldán A, Biró B, Vivas A (2009) Significance of treated agrowaste resistant and arbuscular mycorrhizal inoculates (*Arbuscular mycorrhizal fungi* and *Bacillus cereus*) on bacterial community structure and phytoextraction to remediate soils contaminated with heavy metals. *Chemosphere* 75:327–334. doi:10.1016/j.chemosphere.2008.12.029
- Wojtowicz K, Turnau K, Anielska T, Zhebrak I, Gohuszka K, Błazzkowski J, Rozpadek P (2005) Metal toxicity differently affects the *Iris pseudacorus*-arbuscular mycorrhiza fungi symbiosis in terrestrial and semi-aquatic habitats. *Environ Sci Pollut Res*. doi:10.1007/s11356-015-5706-x
- Wazir S, Ngwenya BT, Mosselmans JFW, Heal KV, Harvie BA (2015) Mechanism of bacterial bacteria induced plant growth promotion and Zn accumulation in *Brassica juncea*. *J Hazard Mater* 283:490–499. doi:10.1016/j.jhazmat.2014.09.064
- Yuan M, He H, Xiao L, Zhong T, Liu H, Li S, Deng P, Ye Z, Jing Y (2013) Enhancement of Cd phytoextraction by two *Amaranthus* species with endophytic *Rahnella* sp. JN27. *Chemosphere* 90:994–1004
- Shrivastava S, Verma PC, Chaudhary V, Singh N, Abhilash PC, Kumar KV, Sharma N, Singh N (2012) Inoculation of arsenic-resistant *Staphylococcus arlettae* on growth and arsenic uptake in *Solanum tuberosum* (L.) Czern. Var. R-46. *J Hazard Mater* 262:1039–1047
- Shi Q, Tian GE, Liang X, Du W, Chen YL, Zhi GY, Zhu Y (2010) Effect of Zn tolerant bacterial strains on growth and Zn accumulation in *Orychophragmus violaceus*. *Appl Soil Ecol* 44:1–5. doi:10.1016/j.apsoil.2009.07.003
- Weyman N, Coes S, Dupae J, Newman L, van der Lelie D, Carleer R, Vangronsveld J (2010) Endophytic bacteria improve phytoremediation of Ni and TCE co-contamination. *Environ Pollut* 158:2422–2427. doi:10.1016/j.envpol.2010.04.004
- Wang AG, Kim JD, Oh BT (2013) Enhancement of heavy metal phytoremediation by *Alnus incana* with endophytic *Bacillus thuringiensis* GDB-1. *J Hazard Mater* 250:477–483. doi:10.1016/j.jhazmat.2013.02.014